



Overview

Wave2Wave provides the highest level of scalability and density through its EVO® patch panel solutions. EVO® panels support a wide variety of applications and fiber connectivity in the telecom and data center applications. The simple design accommodates up to 14 cassettes or feed-throughs in a 2U footprint or 5 cassettes or feed-throughs in a 1U footprint. Both chassis support front and rear mounting options.

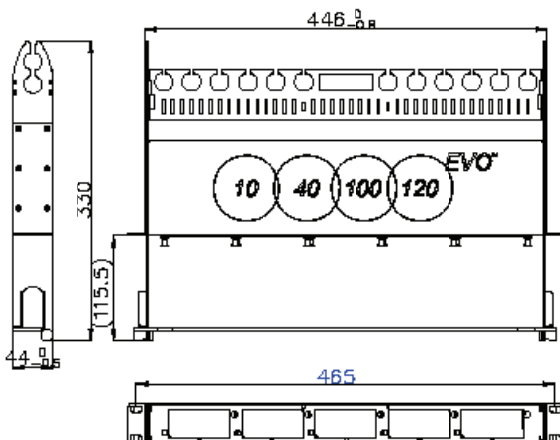


Features and Benefits

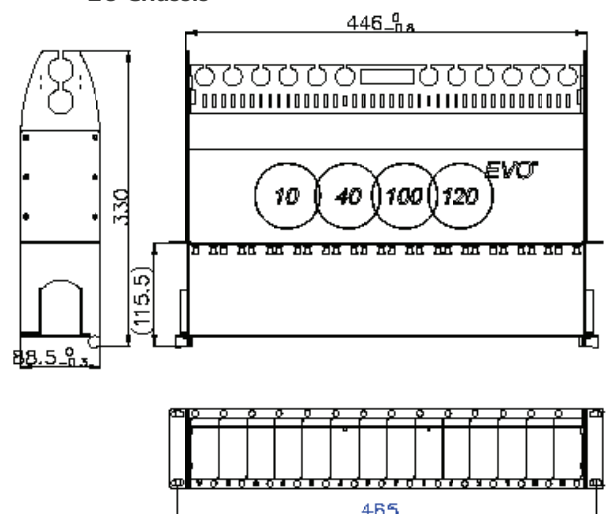
- High Density Chassis with 14 slots In 2U or 5 Slots In 1U
- Built-In and Pre-Installed Wire Management Capabilities
 - 360° Front and Rear Wire Management Options
 - Cables can be Routed Top, Bottom and Sideways
 - Grouping Fibers with Individual Slots
- Flexible Cassettes and Feed-Through Plate Options
- Support Mix of Front and Rear Mounting of Cassettes
- Inter-Changeable Cassettes Between 1U and 2U Chassis
- Supports Single Mode (SM) and Multi-Mode (MM) Applications

Panel Diagrams

1U Chassis



2U Chassis



Dimensions (in millimeters)

Cassettes and Feed-Throughs




6x MTP 40GbE Feed-Through



LC Feed-Through



12x MTP 40GbE Feed-Through

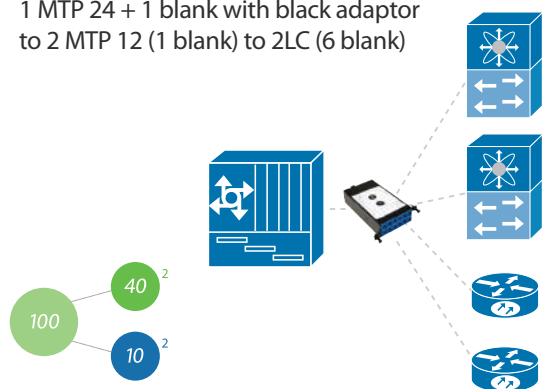


LC, SC, and MTP Cassettes

Cassette and Feed-Through Example Scenarios

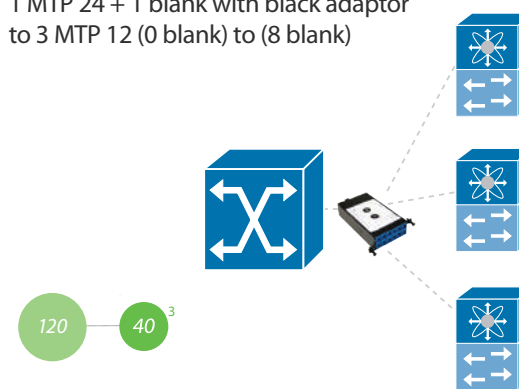
100G to (2)40G and (2)10G Switches

1 MTP 24 + 1 blank with black adaptor to 2 MTP 12 (1 blank) to 2LC (6 blank)



120G to (3)40G

1 MTP 24 + 1 blank with black adaptor to 3 MTP 12 (0 blank) to (8 blank)



Product Selection

| Chassis | Part Number |
|------------|-----------------|
| 1U Chassis | 69EVO-1U00-5v2 |
| 2U Chassis | 69EVO-2U00-14v2 |

| Standard Connections | Module Type | Part Number |
|---------------------------------------|--------------|-------------------|
| 12 LC Duplex (Aqua) | Feed-Through | 69EVO31-0000-AQ6 |
| 6 MTP non-inverted (Gray) | Feed-Through | 69EVO50-0000-GY6 |
| 6 MTP inverted (Black) | Feed-Through | 69EVO50-0000-BK6 |
| 2x12 MTP to 12 LC Duplex OM4 (Aqua) | Cassette | 69EVO51-8020-2x12 |
| 2x12 MTP to 12 LC Duplex SM | Cassette | 69EVO51-3021-2x12 |
| 1x24 MTP to 12 LC Duplex OM4 (Aqua) | Cassette | 69EVO51-8020-1x12 |
| 1x24 MTP to 12 LC Duplex SM | Cassette | 69EVO51-3021-1x12 |
| EVO Blank Plate (with locking rivets) | | 69EVO-0000 |

For custom connectivity, contact us



KITE for EVO:
see KITE datasheet